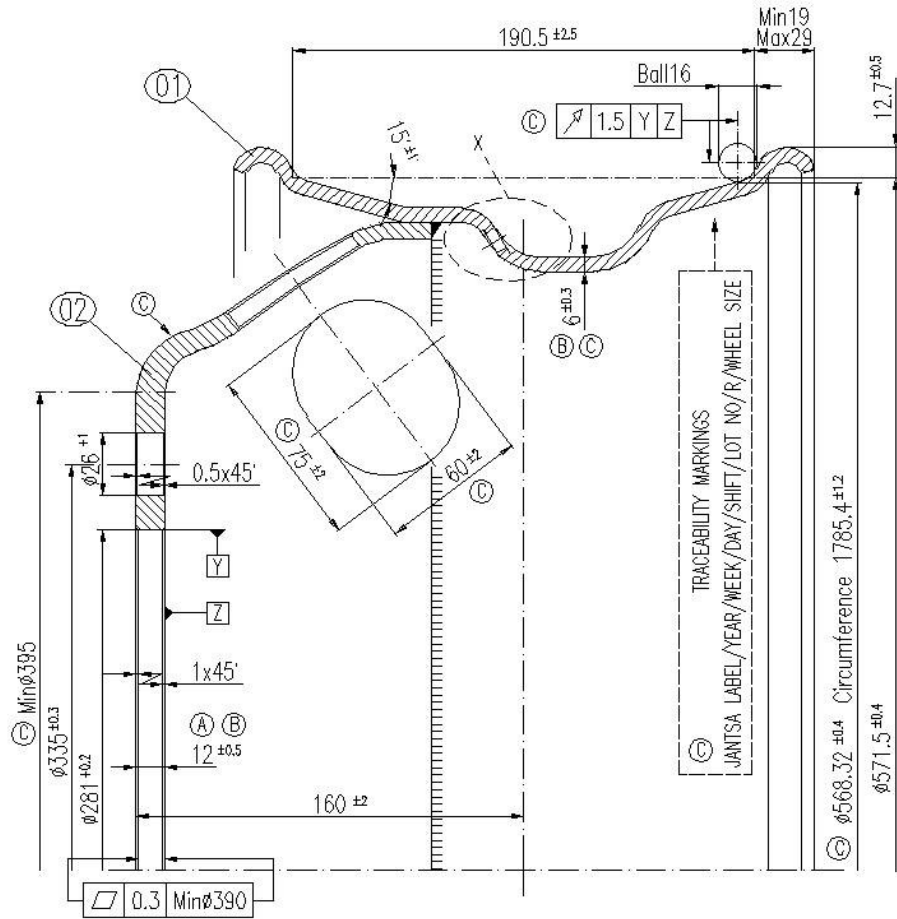
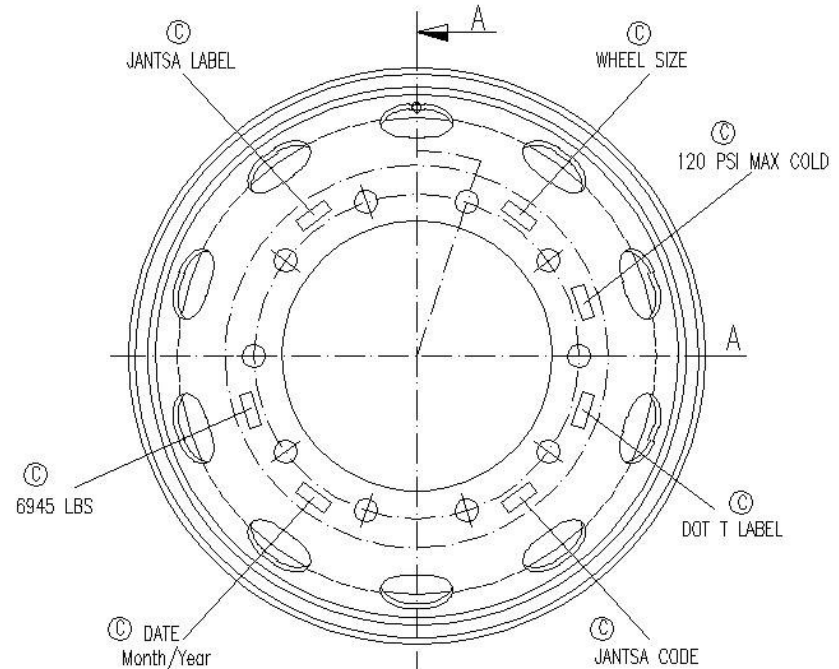


AA-SECTION



LETTER	DESCRIPTION	REVISION	DATE	REV.NO
A	Before 12 mm Now 13 mm.	Disc thickness is revised.	24.01.00	1
B	Rim before 6 now 6.5 mm. Disc 13 now 12 mm	Rim and disc thickness is revised.	14.10.02	2
C	Disc profile and ventilation hole changed. Disc and Rim Markings added. Rim thickness is before 6.5 mm Now 6 mm.	Drawing is revised.	19.01.06	3



TRACEABILITY MARKINGS
 JANTSA LABEL/YEAR/WEEK/DAY/SHIFT/LOT NO/R/WHEEL SIZE
 Min 19
 Max 29
 12.7 ± 0.5
 190.5 ± 2.5
 Ball 16
 15 ± 0.1
 1.5 Y Z
 6 ± 0.3
 175 ± 0.2
 60 ± 0.2
 0.5x45
 1x45
 12 ± 0.5
 160 ± 2
 Min 395
 335 ± 0.3
 281 ± 0.2
 0.3 Min 390
 568.32 ± 0.4 Circumference 1785.4 ± 1.2
 571.5 ± 0.4

MON.NO	PCS	PART NAME	MATERIAL	CUTTING MEASURE	WEIGHT
02	1	DISC	ERD 3944 / St 44-2	-	-
01	1	RIM	ERD 3937 / St 37-2	-	-

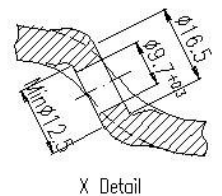
FINISHING TOLERANCES : All surfaces marked with ✓ are to be machined unless otherwise indicated general machining tolerances:

DISTRIBUTION	1) ANGULAR TOLERANCE = ± 0' 10'	2) DIMENSIONAL TOLERANCE (mm)														
Technical Department	1	<table border="1"> <tr> <td>Up to 6</td> <td>6 to 30</td> <td>30 to 100</td> <td>100 to 300</td> </tr> <tr> <td>Diameter</td> <td>±0.05</td> <td>±0.1</td> <td>±0.15</td> <td>±0.2</td> </tr> <tr> <td>Length</td> <td>±0.1</td> <td>±0.2</td> <td>±0.3</td> <td>±0.5</td> </tr> </table>	Up to 6	6 to 30	30 to 100	100 to 300	Diameter	±0.05	±0.1	±0.15	±0.2	Length	±0.1	±0.2	±0.3	±0.5
Up to 6	6 to 30		30 to 100	100 to 300												
Diameter	±0.05		±0.1	±0.15	±0.2											
Length	±0.1	±0.2	±0.3	±0.5												
Production Department	1															
Quality Assurance Dept.	1															
INVESTMENT NO																
PAGE NO																

DO NOT ADJUST THE DIMENSION FROM THE DRAWING

	NAME	SIGNATURE	DATE
DRAWN BY	M.KARADELI		04.11.99
CHECKED	M.KARADELI		04.11.99
APPROVED	C.GÜLERYÖZ		04.11.99
SCALE	Item Name: 22.5x7.50		

Wheel Industry & Trade Inc.Co.
 Phone : 0 256 259 11 25
 Fax : 0 256 259 11 24
 AYDIN / TURKEY
 DRAWING NO
 750227



X Detail